

WashU Summer 2021 Instructor Report for Econ.508A – Mathematics For Economics (Xiannong Zhang)

Project Title: WashU Summer 2021 Course Evaluations

Courses Audience: 32

Responses Received: 27

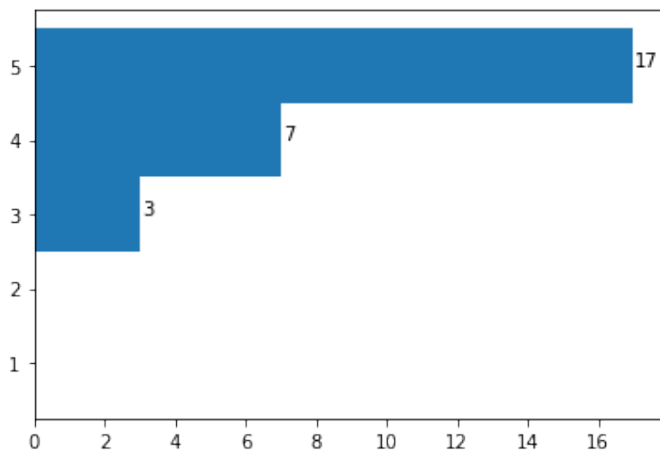
Response Ratio: 84.38%

5 – strongly agree; 4 – agree; 3 – neutral; 2 – disagree; 1 – strongly disagree

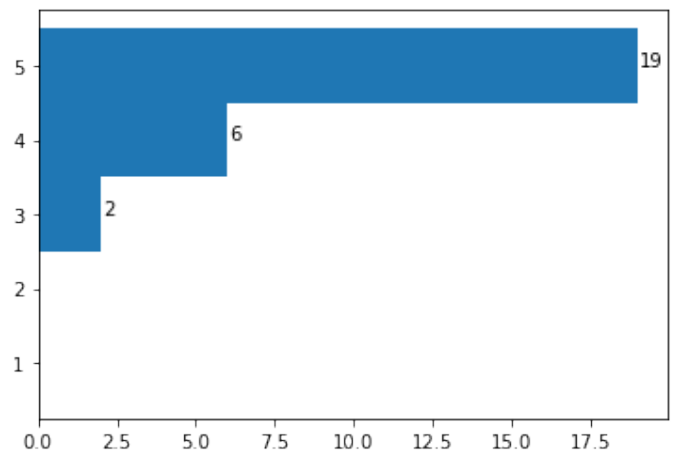
LEARNING

Question	Count	Mean	Standard deviation	Median
I have found the course intellectually challenging and stimulating	27	4.52	0.70	5.00
I have learned something which I consider valuable	27	4.63	0.63	5.00
I have learned and understood the subject materials of this course	27	4.48	0.58	5.00

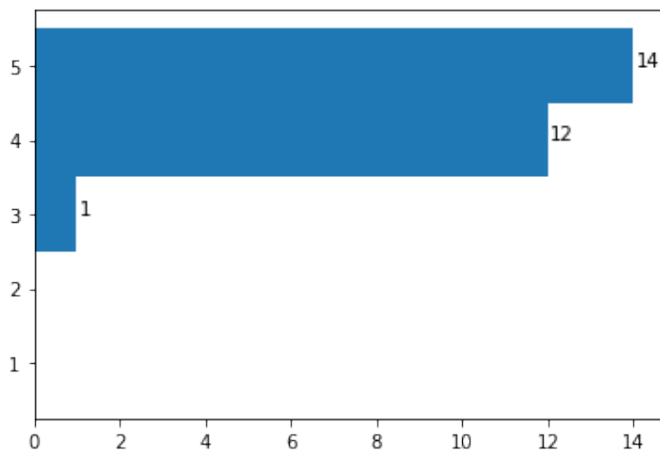
I have found the course intellectually challenging and stimulating



I have learned something which I consider valuable



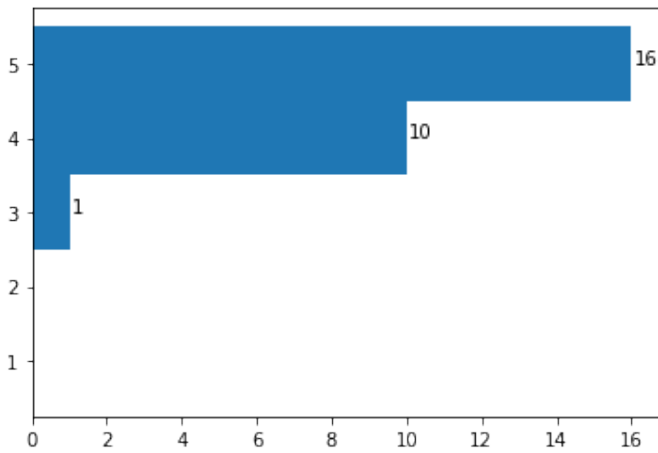
I have learned and understood the subject materials of this course



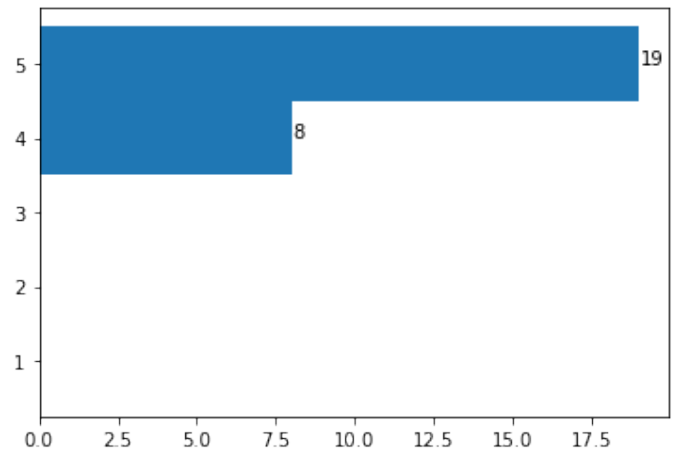
ORGANIZATION

Question	Count	Mean	Standard deviation	Median
Instructor's explanations were clear	27	4.56	0.58	5.00
Course materials were well prepared and carefully explained	27	4.70	0.47	5.00
Proposed objectives agreed with those actually taught so I knew where the course was going	27	4.81	0.40	5.00
Instructor gave lectures that facilitated taking notes	27	4.74	4.74	5.00

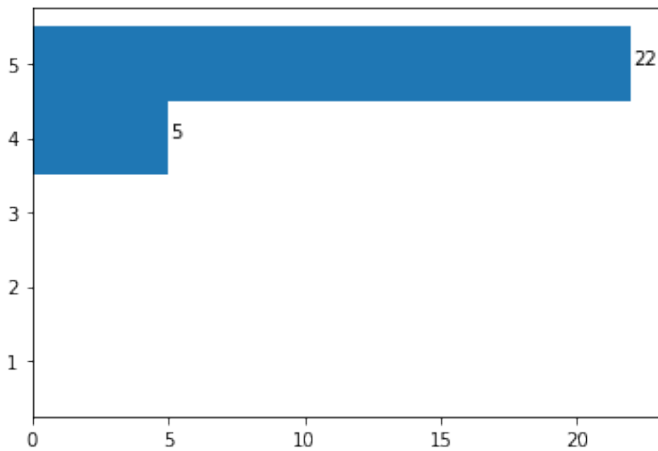
Instructor's explanations were clear



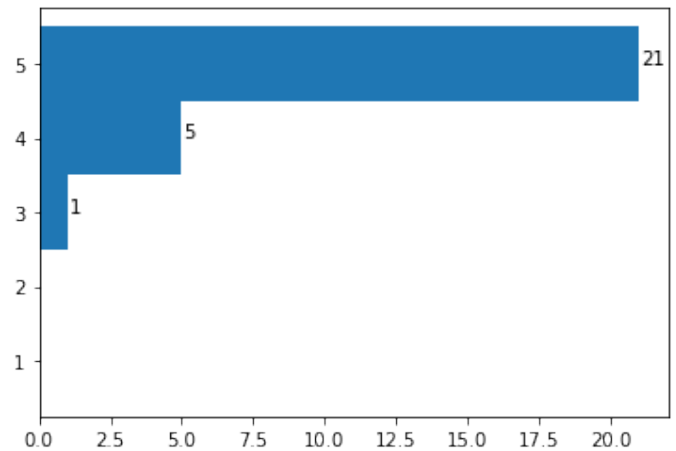
Course materials were well prepared and carefully explained



Proposed objectives agreed with those actually taught so I knew where the course was going



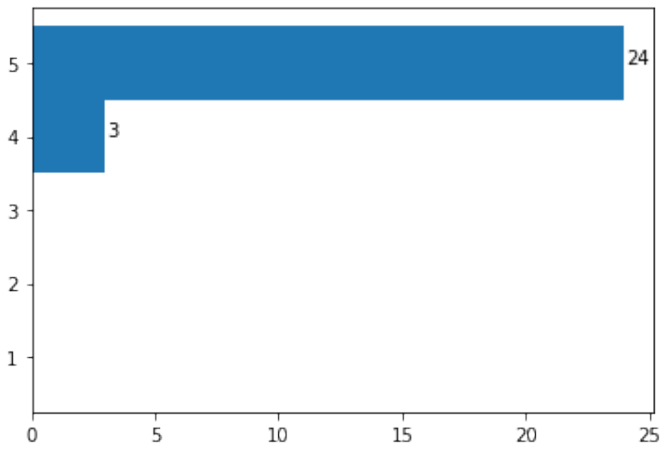
Instructor gave lectures that facilitated taking notes



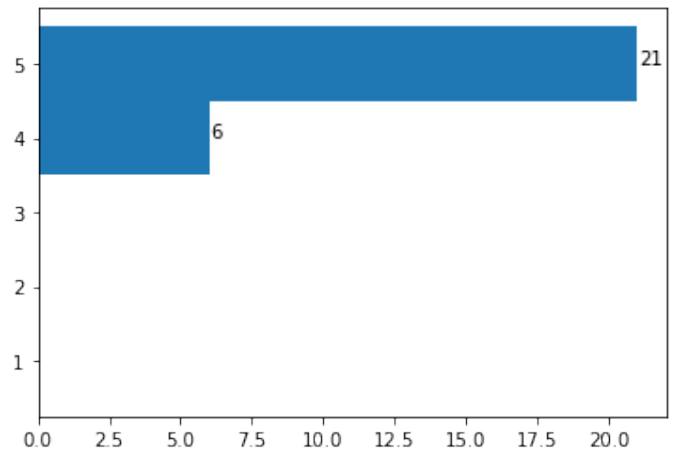
ENTHUSIASM

Question	Count	Mean	Standard deviation	Median
Instructor was enthusiastic about teaching the course	27	4.89	0.32	5.00
Instructor was dynamic and energetic in conducting the course	27	4.78	0.42	5.00
Instructor enhances presentations with the use of humor	27	4.67	0.62	5.00
Instructor's style of presentation held my interest during class	27	4.59	0.69	5.00

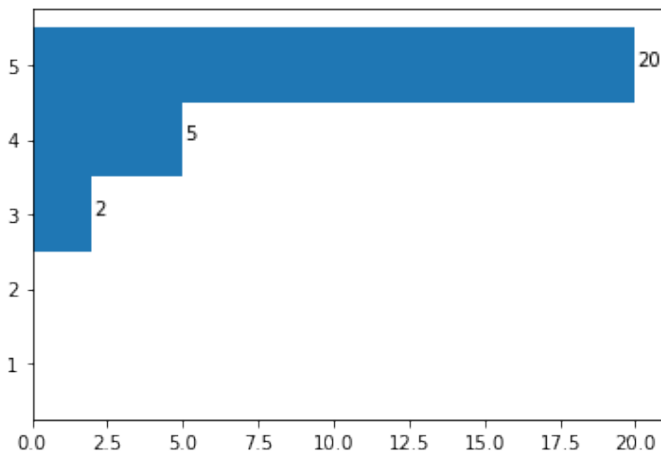
Instructor was enthusiastic about teaching the course



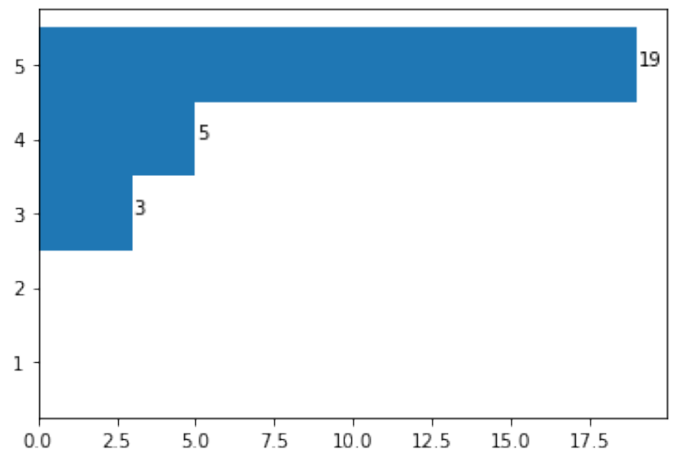
Instructor was dynamic and energetic in conducting the course



Instructor enhances presentations with the use of humor



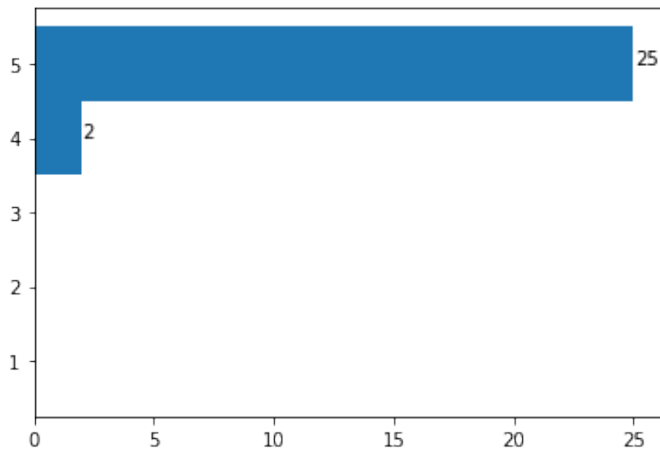
Instructor's style of presentation held my interest during class



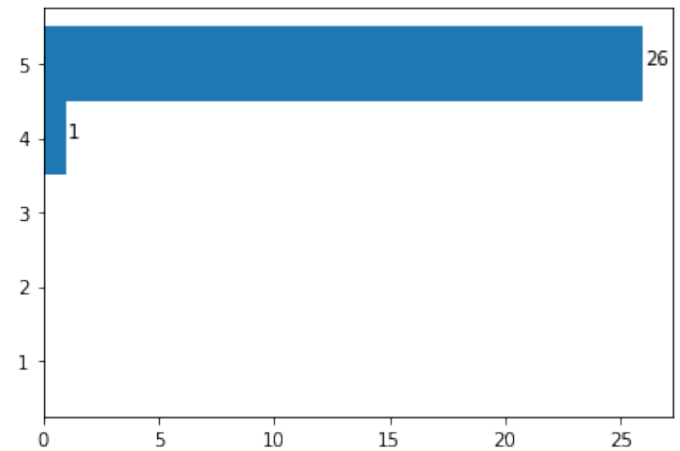
INDIVIDUAL RAPPORT

Question	Count	Mean	Standard deviation	Median
Instructor was friendly towards individual students	27	4.93	0.27	5.00
Instructor made students feel welcome in seeking help/advice in or outside of class	27	4.96	0.19	5.00
Instructor had a genuine interest in individual students	27	4.85	0.46	5.00
Instructor was adequately accessible to students during office hours or after class	27	4.96	0.19	5.00

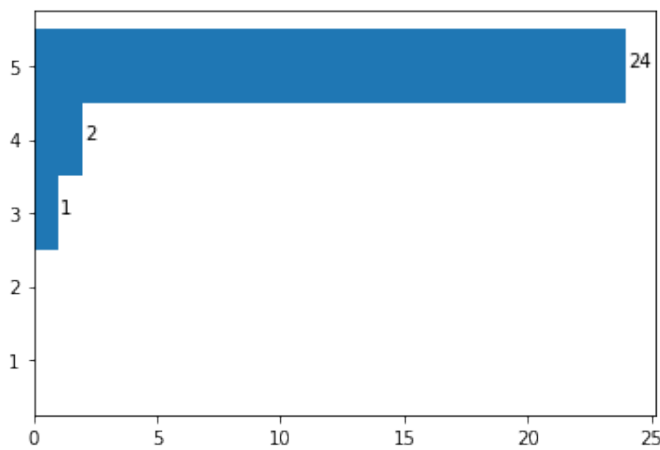
Instructor was friendly towards individual students



Instructor made students feel welcome in seeking help/advice in or outside of class



Instructor had a genuine interest in individual students



Instructor was adequately accessible to students during office hours or after class

